

Los Alamos Piecemakers Newsletter

December 2001 www.losalamos.com/lap

Los Alamos Piecemakers 2001 Board Members

President

Theresa Feller, 662-1967
(tfeller@losalamos.com)

1st Vice President/Programs:

Nicole Dunn

2nd Vice President/Programs

Lynn Parker

Membership

Jodi Journey

Secretary

Bev Aiken

Treasurer

Nancy Lemons

Community Service

Brenda Edeskuty

Internet Web Page

Jo Ann Painter

Historian

Michaella Kaszuba

Librarian

Mardel Schmiedicke

Newsletter Editors

Rosemary Sallee / Joanne Dyer
rosmarysallee@yahoo.com

MYSTERY QUILT:

It's a Mystery! Check out the fifth and final installment of our mystery quilt in this month's newsletter (one more to go)! The pattern was designed by **QuiltZine's Peg Bennett** – check out her other wonderful mystery quilts on www.QuiltZine.com

UPCOMING MEETING INFORMATION:

Workshops/Programs for the first three months of 2002

January, February and March will be busy, workshop months for LAP. I will take sign-ups for a workshop the meeting two months prior to the workshop. Tonight, we will continue signing up for Katie Pasquini's class, "Color, Composition and Creativity". Remember that only by paying will you be assured of a place in the class.

Katie Pasquini will teach "C3, Color, Composition and Creativity, Education of a Wandering Quilter" on **Jan. 11, 12, 18th**.

Katie will lead us in book discussions, and then through exercises on color, composition, line, transparency, etc. The book list is on the web. A color packet needs to be purchased from Pandy's, and some preparation is necessary.

So, sign up tonight at December's meeting, or call Lynn Parker (661-8433).

Feb. 26th-27th, Karen Combs will be here to lecture on "Quilts of Illusion" (tricks of illusion artists use), and conduct a workshop on "Patchwork Illusions" (easy ways to make quilts with a 3-D effect). Sign ups for that class will begin tonight. See Lynn for pictures and descriptions.

Next month (Jan.), we will begin sign-ups for Caryl Bryer Fallert's class on March 27th.

Program for the **January 15th** meeting will be on Gai Perry's book, [Color from the Heart](#). The Nimble Thimbles' cluster did the seven lessons this year, and will share what they have learned, plus the quilt projects they made. *White Rock Baptist*.

Upcoming Workshops

Fri., Jan 11, Sat., Jan. 12, & Fri., Jan. 18th - Katie Pasquini, "Color, Composition and Creativity" at *White Rock Baptist*

Wed., Feb. 27th - Karen Combs, "Patchwork Illusions" at *United Church* in Los Alamos

Wed., March 27th - Caryl Bryer Fallert, at *White Rock Baptist*

BLOCK OF THE MONTH:

The Sew Sisters are doing the block of the month for 2001 / 2002, This year's blocks of the month will be a floral theme. We hope you will enjoy - the Sew Sisters. Here are upcoming blocks:

December – Partridge Berry, 12" block
January - Flower Dash, 12.5" unfinished
February – Rosebud, in pinks and greens

2002 DONATION/RAFFLE QUILT:

For 2002, we are doing a variation on the Storm at Sea, and packets will be given out at the December meeting. These packets need to be returned by the January meeting. If you do not attend the December meeting and wish to receive a packet or have general questions, please contact Deborah Kubicek at either home 662-4865 or work 665-2150 or kubicek@lanl.gov There will be several different types of packets available from a single small block to a larger block. All blocks will be simple paper pieced blocks.

PRESIDENT'S MESSAGE

Slate of New Officers for 2002:

- President – Yvonne Deshayes
- 1st Vice President - Lynn Parker
- 2nd Vice President -
- Membership - Jodi Jurney
- Secretary - Bev Aiken
- Treasurer - Michaela Kaszuba
- Community Service -
- Internet Web Page - Jo Ann Painter
- Librarian - Mardel Schmiedicke
- Newsletter Editors - Rosemary Sallee and Joanne Dyer (rosmarysallee@yahoo.com)

Donations Quilt for 2002 - Deborah Kubicek will head up this project. Next years quilt will be a Storm at Sea or a variation of that. Watch for kits at the December meeting.

2002 Quilt Show (October 12-13) Lisa Hale. Set up for quilt show will be the evening of October 11th. Lisa Hale stepped forward to be in charge of the quilt show. Lets give her all the support she needs for this event.

NEW POLICY - Only current LAP members may take workshops offered by LAP. If a non-member wants to take a LAP workshop, they must join LAP and pay the current yearly membership fee before signing up and paying for the workshop.

Reminder -- you need to show your Membership Cards at Sew Enchanted in order to received the LAP discount.

Theresa Feller, 662-1967
Tfeller@losalamos.com

EVENTS & ANNOUNCEMENTS:

Cedar Crest Donation Opportunity. Some ladies at the Prince of Peace Lutheran church in Cedar Crest meet on Thursdays to make baby, lap & twin sized donation quilts for several charities in the area. Any fabric donations would be greatly appreciated. Also, old blankets or anything that can be used as batting. Please contact Kathy Straw at 672-1193. She will get the fabric to me. Thank you. Colleen Burns (jjb1@juno.com)

Fall Class Schedules for Pandy's and Sewenchanted can be downloaded from:

<http://groups.yahoo.com/group/lapicemakers/files/>

CLUSTER INFO

If you have a cluster that you would like to start or one that needs more members, please list that information in the

newsletter. If your cluster is full, consider listing your contact information so members can contact you about special projects.

The Material Girls Contact person: Ann Daley, phone: 672-0430. We meet the first and third Wednesdays at 7:30 pm, accept new members, and are very flexible and non-task oriented.

Nimble Thimbles meets the 1st and 3rd Thurs. at 9:30 a.m. Contact: Lynn Parker, 661-8433. Cluster is full.

The Quilt Toppers meet the third Thursday of every month, 6:30 – 8:30 pm. Contact: Rosemary Sallee, 983-4649. New members welcome, especially beginners.

Los Alamos Cloth Doll Club. We meet the 1st and 3rd Wednesday of every month at 7:00 pm in the Large Conference Room at the Los Alamos Medical Center. Membership is \$5.00 per year (to cover postage of the newsletter). We will be exploring the art of cloth doll making.

QUILTING AFTER SEPTEMBER 11

WTC Memorial Quilt. This group is accepting quilt blocks and donations of supplies for a memorial quilt for the victims of the WTC (similar to the aids quilt). The website is: <http://www.wtcmemorialquilt.com>

Quilt Heritage Foundation. Quilters who would like to make American Spirit charity quilts can find more information and free patterns at the project's website, www.americanspiritquilts.com.

American Quilters Society – invites quilters to make one red, white and blue square, 9 inches square. Can be any design, traditional or original, that is a statement of hope. Please stitch or write your name, city, and state in a small (1 x 2.5 inch or less) area on the front of the square. You are also invited to submit in writing a 25-word message of faith. In Albuquerque, drop quilt squares off at Hawks Aloft or Ann Silva's Bernina Center. **Blocks due by end of December.** Call first, (505) 828-9455.


NEWSLETTER UPDATE

To receive the LAP newsletter via email, send email to lapicemakers-subscribe@yahogroups.com. If you have an announcement you'd like to send to the email list, send it to lapicemakers@yahogroups.com and it will be sent to the group.


Advertising rates: Business card-size ad: \$10. Quarter page: \$30. Half page: \$40. Send a check payable to "LAP" to Nancy Lemons, Treasurer, PO Box 261, Los Alamos, NM 87544. Make sure to note the month you're advertising and size of your ad on your check.

TWISTED TAILS – A MYSTERY QUILT IN FIVE CHAPTERS. CREATED BY PEG BENNETT, WWW.QUILTZINE.COM


If you're having trouble viewing or printing this page, you can read this chapter (and all chapters) on the web at: <http://www.quiltzine.com/tales5.asp> . If you're still having problems, email Rosemary (rosemarysallee@yahoo.com) and she will get you a readable copy.



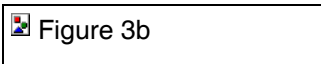
Collect all nine 6 1/2" blocks, stitch them together as shown. Measure carefully across the middle in both directions. Measurements should be 18 1/2".




Gather your border fabrics, cut two 2" X 18 1/2" strips. Stitch to opposite sides of nine block square. Measure across the middle of the long side, measurement should be 21 1/2". Cut two 2" X 21 1/2" strips and stitch to remaining sides of nine block square.

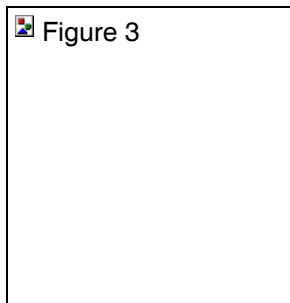


Stitch together seven of the Four X blocks as shown in Figure 3a, twice. Add these strips to opposite sides of nine block square.




Stitch together seven of the Four X blocks adding corner blocks as shown in Figure 3b, twice. Add these strips to remaining sides of nine block square.

 Figure 3



All the Four X blocks and the corner squares are in place.

 Results



Measure across the middle of the quilt for the width. Using dark border fabric cut strips 3" x width measurement (approx. 27-28"). Stitch to opposite sides of quilt. Measure your quilt across the middle for length. Using dark border fabric cut strips 3" x length measurement (approx. 31-32"). Stitch to remaining sides.

Your quilt top is finished! Please feel free to share this mystery quilt with your friends as long as it is not used for profit. Hope you had a grand time making Twisted Tails!